



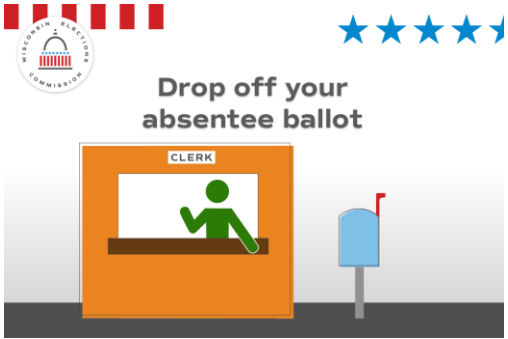







**Social media posts for use through the Spring Election on April 4**

**Focus of the posts** – Online registration, absentee voting, general info for voters to know.


Topic	Timing	Suggested copy and image
Registration	Use <b>on or before March 15</b>	<p>Before you can vote in the Spring Election on April 4, you must be registered to vote. Do it online at <a href="http://MyVote.wi.gov">MyVote.wi.gov</a> by March 15.</p> 
Absentee/MyVote	Use any time <b>on or before March 23</b>	<p>Requesting an absentee ballot at <a href="http://MyVote.wi.gov">MyVote.wi.gov</a>? Just confirm your name, birthdate, and address and upload your photo ID from your smartphone!</p> 
Absentee/MyVote	Use any time <b>on or before March 23.</b>	<p>Registered WI voters can request an absentee by mail ballot at <a href="http://MyVote.wi.gov">MyVote.wi.gov</a>. Act now to vote at home for the April 4 Spring Election!</p> 


<p>Photo ID</p>	<p>Use any time</p>	<p>Interested in getting a free ID for voting purposes? Visit <a href="https://bit.ly/free-WI-ID">https://bit.ly/free-WI-ID</a> for more information and to get ready for April 4!</p> <div style="text-align: center;">  <p><b>VOTERS HAVE A LOT OF IDS TO CHOOSE FROM.</b></p> <p><b>elections.wi.gov</b></p> </div>
<p>Absentee ballots</p>	<p>Use any time, preferably on or after March 14.</p>	<p>Important: If you're voting absentee, you must mail your absentee ballot or personally deliver it to <i>[clerk: insert drop-off locations, such as your municipal clerk's office or designated alternate site.]</i></p> <p>Voters who require assistance due to a disability can select someone to return the ballot.</p> <div style="text-align: center;">  </div>






<p>Disability rights</p>	<p>Use any time, preferably multiple times ahead of Election Day.</p>	 <p>Voters who require assistance due to a disability have the right to select someone to help them with mailing or delivering their absentee ballot. Learn more at <a href="https://elections.wi.gov/memo/guidance-absentee-ballot-return-options-under-federal-voting-rights-act">https://elections.wi.gov/memo/guidance-absentee-ballot-return-options-under-federal-voting-rights-act</a></p>
<p>Registration</p>	<p>Use on or <b>before March 30</b></p>	<p>Are you prepared for the April 4 Spring Election?</p> <p>Register early if you can, either at your local clerk's office by March 31 or at the polls on Election Day.</p> <div data-bbox="673 1136 1232 1394" style="border: 1px solid black; padding: 10px;">  <p><b>What are the deadlines for absentee and registration?</b></p> <p>Find out before Election Day</p> <p><b>WWW.MYVOTE.WI.GOV</b></p> </div>

<p>Absentee</p>	<p>Use any time <b>before March 23</b></p>	<p>Any registered voter can get their ballot mailed to them. Learn more at <a href="http://myvote.wi.gov/en-us/vote-absentee-guide">http://myvote.wi.gov/en-us/vote-absentee-guide</a></p> 
<p>Photo ID</p>	<p>Use any time</p>	<p>Don't have an ID for voting or documents such as a birth certificate? Get a free ID using the DMV's ID Petition Process <a href="https://bit.ly/free-WI-ID">https://bit.ly/free-WI-ID</a></p> 
<p>Absentee</p>	<p>Use <b>on or before by March 15</b></p>	<p>Want to vote by absentee ballot in April? Getting registered to vote or uploading a photo ID for your absentee ballot is simple at <a href="http://Myvote.wi.gov">Myvote.wi.gov</a></p> <p>The last day to register to vote online or by mail is Wednesday, March 15.</p> 

<p>Registration</p>	<p>Use <b>on or before March 15.</b></p>	<p>If you've moved or changed your name, you must re-register to vote. Visit <a href="http://MyVote.wi.gov">MyVote.wi.gov</a> to register online in minutes.</p> <p>The last day to register to vote online is Wednesday, March 15.</p> <div data-bbox="683 369 1146 573"> </div>
<p>Absentee</p>	<p>Use any time <b>on or before March 28.</b></p>	<p>Finished filling out your absentee ballot? We recommend absentee ballots be mailed back to your municipal clerk no later than March 28 to arrive by Election Day on April 4.</p> <div data-bbox="683 716 1179 1045"> </div>
<p>Absentee</p>	<p>Use on or after March 14</p>	<p>When voting absentee, pay close attention to the included instructions. Make sure your voter information is correct, that you've signed, and that your witness has provided their name and full address clearly on the return certificate envelope.</p> <div data-bbox="711 1289 1357 1724"> </div>




<p>Registration</p>	<p><b>Use on or before March 15</b>          After March 15, alter the post to read, "Missed your chance to register to vote online or by mail? You can still register at your clerk's office until March 31 or at your polling place on Election Day."</p>	<p>March 15 is the last day to register online to vote in the Spring Primary! Start or update your registration at MyVote.wi.gov. If you miss it, you can still register at your clerk's office until March 31 or at your polling place on Election Day.</p> <div data-bbox="683 407 1240 667" style="border: 1px solid black; padding: 10px;">  </div>
---------------------	---	---

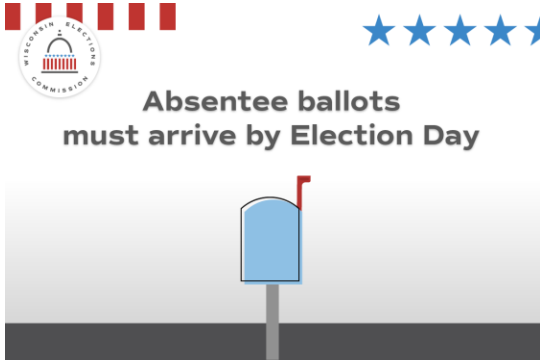

Topic	Timing	Suggested copy and image
<p>Witness</p>	<p>Use between March 14-23.</p>	<p>Line up a witness before you vote absentee by mail. You'll need their signature and full address. Learn more at <a href="http://MyVote.wi.gov/en-us/VoteAbsentee">MyVote.wi.gov/en-us/VoteAbsentee</a>.</p> <div data-bbox="678 961 1339 1402" style="text-align: center;">  </div>



<p>Absentee</p>	<p>Use any time on or after March 14</p>	<p>Mailing in your absentee ballot is easy. Just remember to do it early! Your ballot must arrive by 8 p.m. on Election Day – April 4 – to be counted.</p>  <p><b>Absentee ballots must arrive by Election Day</b></p> 
<p>Poll Worker Recruitment</p>	<p>Use and promote as needed</p>	<p>Want to help your community and get paid? Serve as a poll worker! Visit <a href="https://myvote.wi.gov/en-us/Become-Pollworker">https://myvote.wi.gov/en-us/Become-Pollworker</a> to learn more.</p>  <p><b>Help your community and get paid! Serve as a poll worker!</b></p> 
<p>Photo ID</p>	<p>Use any time before March 23. Modify after March 23 by deleting reference to absentee ballot request.</p>	<p>Your photo ID doesn't need your current address. What ID will you use for your absentee ballot request or to vote at the polls on April 4? To learn more, visit <a href="https://bit.ly/3Dj48EQ">https://bit.ly/3Dj48EQ</a></p>  <p><b>BRING IT TO THE BALLOT</b></p> <p>BRINGIT.WI.GOV</p> <p><small>Sponsored by Wisconsin Election Commission</small></p>


<p>Security</p>	<p>Use any time</p>	<p>There's a paper record.</p> <p>Every vote has a paper trail. Wisconsin requires a paper record of every vote that's cast, no matter what kind of ballot or voting equipment used.</p>
<p>Registration</p>	<p>Use any time</p>	<p>The Spring Election is April 4! Are you registered to vote? Visit <a href="http://MyVote.wi.gov">MyVote.wi.gov</a> today to confirm in minutes.</p> <p>What are the deadlines for absentee and registration? Find out before Election Day <a href="http://WWW.MYVOTE.WI.GOV">WWW.MYVOTE.WI.GOV</a></p>
<p>Absentee</p>	<p>Use on or <b>before March 23</b></p>	<p>Voting in the April 4 Spring Election? Choose the option that's right for you: at the polls, by in-person absentee ballot, or by mail absentee ballot. <a href="http://MyVote.wi.gov">MyVote.wi.gov</a></p> <p>Voting? You have options</p>





<p>Registration</p>	<p>Use any time</p>	<p>The Spring Election is April 4! Are you registered to vote? Visit <a href="https://myvote.wi.gov">https://myvote.wi.gov</a></p> 
<p>Security</p>	<p>Use any time, as frequently as you wish until and after Election Day.</p>	<p>There are multiple checks on Wisconsin elections to keep them secure and accurate. Learn more at <a href="https://elections.wi.gov/101">https://elections.wi.gov/101</a></p> 
<p>Photo ID</p>	<p>Use any time</p>	<p>Don't forget to bring your photo ID to the polls on April 4! Visit <a href="https://elections.wi.gov/photoid">https://elections.wi.gov/photoid</a> for more info about all the forms of ID accepted for voting, including how to get a free ID!</p> 


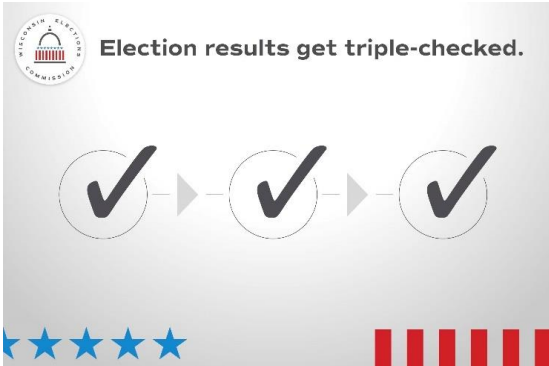
Topic	Timing	Suggested copy and image
Absentee	Use <b>on or before March 28</b>	<p>Finished filling out your absentee ballot? Don't wait to mail it back or deliver it in person.</p> <p>Remember, voters who require assistance due to a disability can select someone to return their ballot.</p>  <p>The graphic features the Wisconsin Election Commission logo on the left, five blue stars on the right, and the text "Absentee ballots must arrive by Election Day" in the center. Below the text is an illustration of a blue mailbox on a grey post.</p>
General Info	Use any time	<p>Do you know where your polling place will be for the April 4 Spring Election? Confirm your polling place location at <a href="https://MyVote.wi.gov/en-us/find-my-polling-place">https://MyVote.wi.gov/en-us/find-my-polling-place</a></p>  <p>The logo consists of the word "MyVote" in a red script font, with a blue checkmark integrated into the letter "V", and the word "WISCONSIN" in a blue sans-serif font below it.</p>

<p>Absentee</p>	<p>Use on or <b>before March 28</b></p>	<p>Finished filling out your absentee ballot? Don't wait to mail it back! All absentee ballots must arrive by 8 p.m. on April 4.</p>  <p>The graphic features a row of seven red squares at the top left, followed by the Wisconsin Election Commission logo. To the right are five blue stars. Below this is the text "Absentee ballots must arrive by Election Day" in bold. Underneath is an illustration of a blue mailbox with a red flag on top, set against a light gray background with a dark gray ground line at the bottom.</p>
<p>IPAV</p>	<p>Use <b>by April 2 or last day of in-person absentee voting offered in your community.</b></p>	<p>Cast your ballot before Election Day by voting an in-person absentee ballot at our office! Our hours are <b>INSERT HOURS OR BY APPOINTMENT INFO HERE</b>).</p>  <p>The graphic features a row of seven red squares at the top left, followed by the Wisconsin Election Commission logo. To the right are five blue stars. Below this is the text "Vote absentee at your clerk's office" in bold. Underneath is an illustration of a gray building with a flag on top and the word "CLERK" on its side, set against a light gray background with a dark gray ground line at the bottom.</p>

<p>General info</p>	<p>Use any time</p>	<p>Did you know? Wisconsin’s elections are run by local clerks in each of the state’s approximately 1,850 cities, villages and towns.</p> <p>Local election officials are your neighbors, friends, and relatives.</p> 
---------------------	---------------------	---


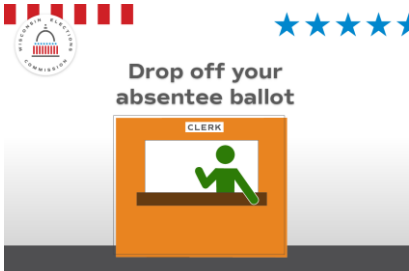

<p>Security</p>	<p>Use any time</p>	<p>Want to know more about how Wisconsin runs elections? Visit <a href="https://elections.wi.gov/faq">https://elections.wi.gov/faq</a>.</p> 
-----------------	---------------------	---

<p>Absentee</p>	<p>Use any time</p>	<p>Haven’t returned your absentee ballot? You can still drop it off before 8 p.m. on Election Day, April 4. <b>[Clerk insert proper drop off locations]</b></p> 
-----------------	---------------------	--

<p>General Info</p>	<p>Use any time</p>	<p>Get ready to vote on April 4 by seeing what's on your ballot. Visit <a href="http://MyVote.wi.gov">MyVote.wi.gov</a> for more information.</p> 
<p>Results reminder</p>	<p>Use any time</p>	<p>It may take a while for local clerks to report unofficial results on Election Night, even as late as the next morning. Remember, <b>ALL</b> Election Night results are unofficial.</p> 

**Social Media posts for use April 4, Election Day**

**Focus of the day** -- General election info.

Topic	Timing	Suggested copy and image
Election Day	Use <b>only on April 4</b>	<p>It's Election Day! All polling places will be open from 7 a.m. to 8 p.m. Find your polling place at MyVote.wi.gov</p>  <p>The image features the Wisconsin Election Commission logo in the top left, a red and white striped banner at the top, and five blue stars in the top right. The main text reads "It's Election Day! Find your polling place." Below the text is an illustration of a grey building labeled "POLLS" with an American flag on its roof. In front of the building is a yellow sign that says "VOTE HERE".</p>
Election Day	Use <b>only on April 4</b>	<p>Still have your absentee ballot? Drop it off now! You can take it to <i>[clerk: insert proper drop off options]</i></p>  <p>The image features the Wisconsin Election Commission logo in the top left, a red and white striped banner at the top, and five blue stars in the top right. The main text reads "Drop off your absentee ballot". Below the text is an illustration of a green person sitting at a desk behind a counter labeled "CLERK".</p>
Security	Use <b>only on April 4</b>	<p>In Wisconsin, state-level election results aren't official until they've been reviewed at the local level, double-checked by county officials, and certified by the state. Find out how Wisconsin delivers election results you can count on at <a href="https://elections.wi.gov/elections/election-security-integrity">https://elections.wi.gov/elections/election-security-integrity</a></p>  <p>The image features the Wisconsin Election Commission logo in the top left. The main text reads "Election results get triple-checked." Below the text is a horizontal flow diagram consisting of three circles, each containing a checkmark, connected by right-pointing arrows. At the bottom of the image, there are five blue stars on the left and a red and white striped banner on the right.</p>

